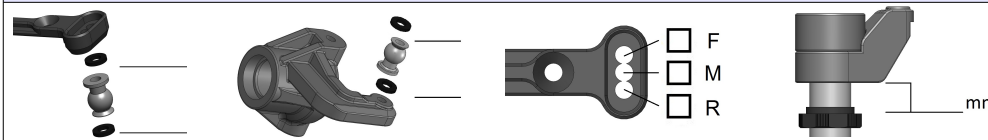


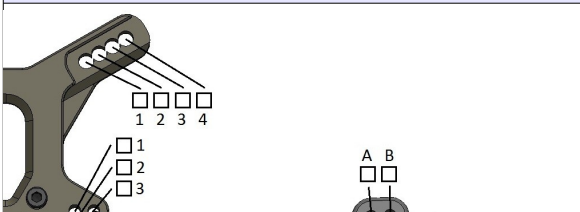
## SETUP SHEET

Name:	Date:	Event:
Track Conditions:	Outdoor    Open    Loose/Loamy    Dusty    High Bite	Low Bite    Rough
Indoor    Tight    Smooth    Hard Packed    Wet    Dry    Med Bite		Blue Groove

### BUMPSTEER/ACKERMANN/SERVO SAVER SHOCKS

 <div style="display: flex; justify-content: space-around; margin-top: 10px;"> <div style="text-align: center;"> <input type="checkbox"/> F  <input type="checkbox"/> M  <input type="checkbox"/> R         </div> <div style="text-align: center;"> <input type="checkbox"/> mm         </div> </div>	<table border="1" style="width: 100%; border-collapse: collapse;"> <tr> <th style="width: 10%;"></th> <th style="width: 45%;">Front</th> <th style="width: 45%;">Rear</th> </tr> <tr> <td>Piston</td> <td></td> <td></td> </tr> <tr> <td>Oil</td> <td></td> <td></td> </tr> <tr> <td>Bladder</td> <td></td> <td></td> </tr> <tr> <td>Spring</td> <td></td> <td></td> </tr> <tr> <td>Length/ Droop</td> <td></td> <td></td> </tr> </table>		Front	Rear	Piston			Oil			Bladder			Spring			Length/ Droop		
	Front	Rear																	
Piston																			
Oil																			
Bladder																			
Spring																			
Length/ Droop																			

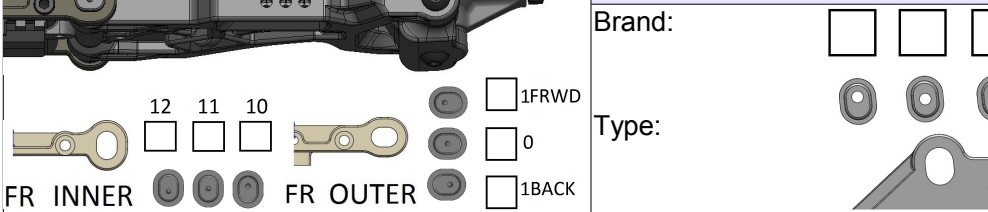
### FRONT SUSPENSION

	<table border="1" style="width: 100%; border-collapse: collapse;"> <tr> <th style="width: 10%;"></th> <th style="width: 45%;">Front</th> <th style="width: 45%;">Rear</th> </tr> <tr> <td>Ride Height</td> <td></td> <td></td> </tr> <tr> <td>Camber</td> <td></td> <td></td> </tr> <tr> <td>Toe</td> <td></td> <td></td> </tr> <tr> <td>Sway Bar</td> <td></td> <td></td> </tr> </table>		Front	Rear	Ride Height			Camber			Toe			Sway Bar		
	Front	Rear														
Ride Height																
Camber																
Toe																
Sway Bar																


### TIRES

	Front	Rear
Brand		
Compound		
Insert		
Wheel		

### WING

Brand: <input type="checkbox"/> <input type="checkbox"/> <input type="checkbox"/> Type: <input type="checkbox"/> <input type="checkbox"/> <input type="checkbox"/>	
---	---

### REAR BRACES

	Notes: <input type="checkbox"/> Front <input type="checkbox"/> Middle <input type="checkbox"/> Rear (Front is always recommended)
--	---

### WHEELBASE DIFFS

	<table border="1" style="width: 100%; border-collapse: collapse;"> <tr> <th style="width: 33%;">Front</th> <th style="width: 33%;">Center</th> <th style="width: 33%;">Rear</th> </tr> <tr> <td></td> <td></td> <td></td> </tr> </table>	Front	Center	Rear			
Front	Center	Rear					

### ELECTRONICS

ESC:	
Battery:	
Servo(s):	
Radio:	
Motor:	

### DRIVETRAIN

Gear Ratio: _____ / _____	Spur: <input type="checkbox"/> Metal <input type="checkbox"/> Plastic
<input type="checkbox"/> Pinion <input type="checkbox"/> Long Shank	Shoes:
<input type="checkbox"/> Traktion <input type="checkbox"/> Clutch	Springs:
<input type="checkbox"/> Mech. Brake	Radio Notes:
<input type="checkbox"/> Motor Brake	

### NOTES: