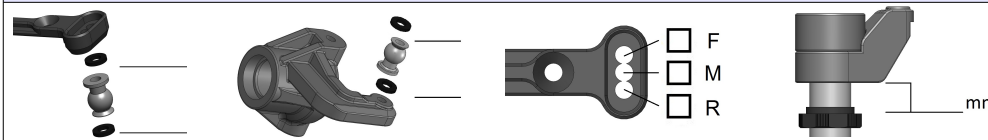


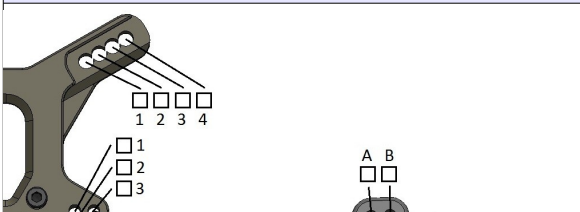
SETUP SHEET

Name:	Date:	Event:
Track Conditions:	Outdoor Open Loose/Loamy Dusty High Bite	Low Bite Rough
Indoor Tight Smooth Hard Packed Wet Dry Med Bite		Blue Groove

BUMPSTEER/ACKERMANN/SERVO SAVER SHOCKS

	<table border="1" style="width: 100%; border-collapse: collapse;"> <tr> <td></td> <td style="width: 50%;">Front</td> <td style="width: 50%;">Rear</td> </tr> <tr> <td>Piston</td> <td></td> <td></td> </tr> <tr> <td>Oil</td> <td></td> <td></td> </tr> </table>		Front	Rear	Piston			Oil		
	Front	Rear								
Piston										
Oil										

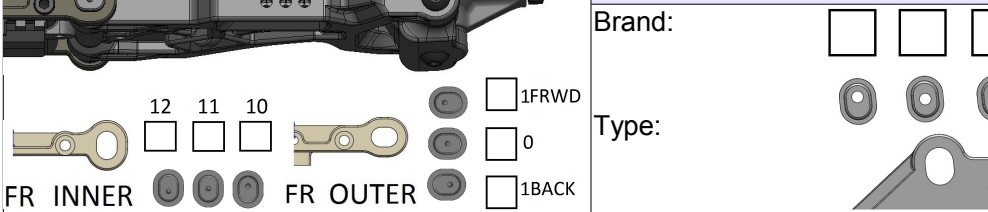
FRONT SUSPENSION

	<table border="1" style="width: 100%; border-collapse: collapse;"> <tr> <td></td> <td style="width: 50%;">Front</td> <td style="width: 50%;">Rear</td> </tr> <tr> <td>Ride Height</td> <td></td> <td></td> </tr> <tr> <td>Camber</td> <td></td> <td></td> </tr> <tr> <td>Toe</td> <td></td> <td></td> </tr> </table>		Front	Rear	Ride Height			Camber			Toe			<table border="1" style="width: 100%; border-collapse: collapse;"> <tr> <td>Bladder</td> <td></td> <td></td> </tr> <tr> <td>Spring</td> <td></td> <td></td> </tr> <tr> <td>Length/ Droop</td> <td></td> <td></td> </tr> </table>	Bladder			Spring			Length/ Droop		
	Front	Rear																					
Ride Height																							
Camber																							
Toe																							
Bladder																							
Spring																							
Length/ Droop																							


TIRES

	<table border="1" style="width: 100%; border-collapse: collapse;"> <tr> <td></td> <td style="width: 50%;">Front</td> <td style="width: 50%;">Rear</td> </tr> <tr> <td>Brand</td> <td></td> <td></td> </tr> </table>		Front	Rear	Brand			
	Front	Rear						
Brand								

WING

	<table border="1" style="width: 100%; border-collapse: collapse;"> <tr> <td>Brand:</td> <td><input type="checkbox"/></td> <td><input type="checkbox"/></td> <td><input type="checkbox"/></td> </tr> <tr> <td>Type:</td> <td><input type="checkbox"/></td> <td><input type="checkbox"/></td> <td><input type="checkbox"/></td> </tr> </table>	Brand:	<input type="checkbox"/>	<input type="checkbox"/>	<input type="checkbox"/>	Type:	<input type="checkbox"/>	<input type="checkbox"/>	<input type="checkbox"/>	
Brand:	<input type="checkbox"/>	<input type="checkbox"/>	<input type="checkbox"/>							
Type:	<input type="checkbox"/>	<input type="checkbox"/>	<input type="checkbox"/>							
	<table border="1" style="width: 100%; border-collapse: collapse;"> <tr> <td>Compound</td> <td></td> <td></td> </tr> <tr> <td>Insert</td> <td></td> <td></td> </tr> <tr> <td>Wheel</td> <td></td> <td></td> </tr> </table>	Compound			Insert			Wheel		
Compound										
Insert										
Wheel										

REAR BRACES

	<p style="text-align: center;"> <input type="checkbox"/> Front <input type="checkbox"/> Middle <input type="checkbox"/> Rear (Front is always recommended) </p>
--	--

WHEELBASE DIFFS

	<table border="1" style="width: 100%; border-collapse: collapse;"> <tr> <td></td> <td style="width: 33%;">Front</td> <td style="width: 33%;">Center</td> <td style="width: 33%;">Rear</td> </tr> <tr> <td></td> <td></td> <td></td> <td></td> </tr> </table>		Front	Center	Rear				
	Front	Center	Rear						

ELECTRONICS

ESC:	
Battery:	
Servo(s):	
Radio:	
Motor:	

DRIVETRAIN

Gear Ratio: _____ / _____	Spur: <input type="checkbox"/> Metal <input type="checkbox"/> Plastic
<input type="checkbox"/> Pinion <input type="checkbox"/> Long Shank	Shoes:
<input type="checkbox"/> Traktion <input type="checkbox"/> Clutch	Springs:
<input type="checkbox"/> Mech. Brake	Radio Notes:
<input type="checkbox"/> Motor Brake	

NOTES: